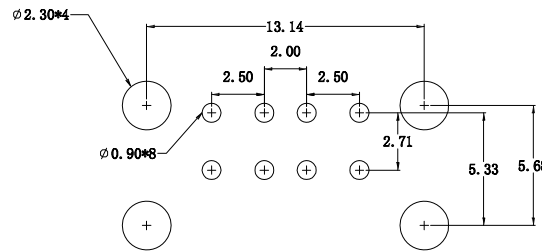
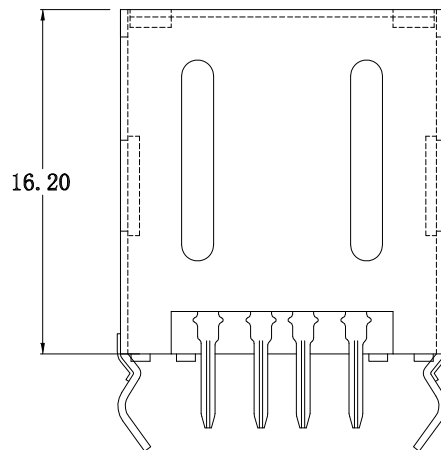
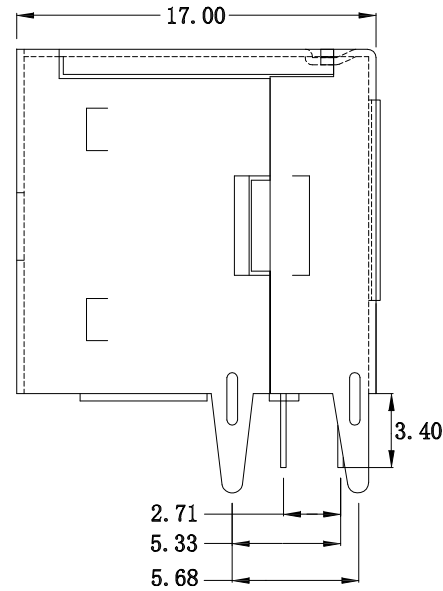
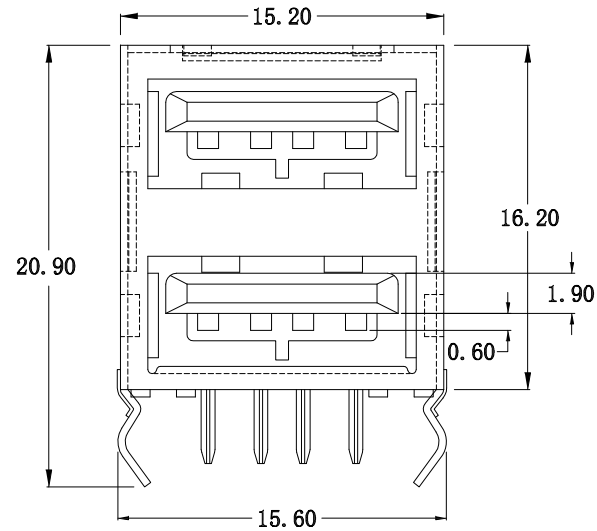




SUA-210H-x-S175

Color
White : W
Black : B



P.C.B LAYOUT MOUNTING PATTERN

NOTE:

1.MATERIAL:

- a.HOUSING:PBT GLASS FIBRE UL94 V-0 ;
- b.CONTACT: PHOSPHOR BRONZE ;
(SURFACE PLATING: Au + Sn + Ni)
- c.SHEEL: SPCC ;
(SURFACE PLATING: Cu / Ni)

2.ELECTRIC:

- a.CONTACT RESISTANCE: 30 MILLIOHMS MAX
- b.INSULATION RESISTANCE: 1,000 MEGA OHMS MIN
- c.DIELECTNIC VOLTAGE: 500V AC ONE MIN LEVEL
- d.OPERATING TEMPERATURE: -55°C~ 85°C



TOLERANCE UNLESS OTHERWISE STATED :

Up to 5	±0.2
Above 5 ~ 15	±0.3
Above 15 ~ 30	±0.4
Above 30 ~ 50	±0.5
Angle	±0.3

3RD. ANGEL'S



UNITS

MM

DRAWN BY:	DATE	MAT'L	TITLE	CONNECTOR
Jack Lu	10/11/12			
CHECKED BY:	DATE	FINISH	MODLE	USB AF 雙層全包
Jacky Chen	10/11/12			
APPROVED BY:	DATE	SCALE	DWG NO.	SUA-210H-x-S175
Tony Kao	10/11/12	1 : 1	PART NO.	SUA-210H-x-S175
		SHEET NO.	1 of 1	
				SIZE A4
				VER R